



VORTEX EUROPE GmbH  
UNTERWANGERSTRASSE 3  
D-87439 KEMPTEN  
ALLGÄU

+49 (0)89 23708298  
EUROPE@VORTEXCOMPANIES.COM  
WWW.VORTEXCOMPANIES.COM



# MULTI-PURPOSE PIPELINE REHAB ROBOTS



## Schwalm Talpa Robots



### TALPA FSR 1330

For pipe sizes ranging from **DN150 (lined) to DN300**

- Length (without connector): 765mm
- Width: 110mm
- Weight: ranges from 30-45kg

### ROBOT FEATURES

- Multifunction tooling mount - allows the robot to cut, clean, reinstate, seal, grind, chisel, etc. using a broad range of attachments
- Pressurized interior space - to protect robot from water penetration
- Strain relief/reverse driving control optimizes control of your robot and minimizes damage to cables
- Modular robots - share same digital box, camera, air motor, and other accessories



### TALPA FSR 2060

For pipe sizes ranging from **DN200 to DN600**

- Length (without connector): 900mm
- Width: 150 mm
- Weight: ranges from 45-100kg


**POWERFUL**  
**EFFICIENT**

## Cut Through Pipes and Protruding TAPS Faster

The incredibly powerful Schwalm Talpa series **delivers fast and efficient grinding and cutting solutions.** Simply add one of many cutting heads and experience the power for yourself. **The Liner Cut Pro** ball milling head easily cuts through liners, PVC, and other plastic materials that often protrude from laterals. For tougher jobs, attach our **Mushroom Milling Cutter** to cut through clay, cement, even ductile iron.

### RELATED ATTACHMENTS

- Mushroom Head Milling Cutter
- Tungsten Carbide Ball Cutter
- Polycrystalline Diamond (PCD) Ball Milling Cutter



**QUICK**  
**COMPATIBLE**

## Patch and Plug

### **INSTALL LATERAL CONNECTION SEALS**

Known for its cutting capabilities, Schwalm robots are also widely used to install lateral connection seals to stop infiltration and exfiltration.

### **PERFORM POINT REPAIRS**


Schwalm is compatible with standard point repair systems to install pipe patches and inner pipe sealing systems.

### **QUICKLY INSTALL LATERAL PLUGS**

Use the Schwalm Reusable Lateral Plug to temporarily or permanently plug laterals and dead-end lines. The entire process only takes a few minutes to complete.

### **RELATED ATTACHMENTS**

- Pipe-Robo-Tec®
- Compression Plugs
- Mechanical Packer Air Hose Assembly



**FLEXIBLE**  
**EASE OF USE**

## HutlinerPacker®

The patented HutlinerPacker® is produced manually in the Schwalm manufacturing process. These are inflatable hollow bodies made from rubber and metal with a mountable protrusion on the side, the rubber hat.

These special devices developed by Schwalm serve to press short liners, which have been saturated in synthetic resin, onto sockets and tear formations in the main pipe and hat seals into lateral connections. The rubber hats, available in various sizes, are connected to the HutlinerPacker via a universal threaded mount. HutlinerPacker with a flexible packer body can even be used in curved shafts, depending on the site conditions.

### EQUIPMENT & ACCESSORIES

- HutlinerPackers **from DN100 to DN800**
- Rubberhats **from DN90 to DN250** in different versions
- Oval pipe accessories for egg shapes





## AccuPower®

FOR 1330 AND 2060 MODELS

### VORTEX ACCUPOWER® HIGH PRESSURE WATER JETTER

The AccuPower delivers up to 2700 Bar DN200 - DN1200 of ultra high power, water jetting performance for the most demanding pipe cleaning and cutting projects. **Powered by Schwalm**, AccuPower will clean, clear, and cut through obstructions with ease in **pipes ranging from DN200 - DN1200 in diameter.**

### CONVERT YOUR SCHWALM IN MINUTES



Turn your Schwalm 1330 or 2060 robot into a ultra high pressure, precision cleaning machine in minutes! The conversion kit comes with everything you need and can be done on the job site.

#### BASE PACKAGE

The Vortex AccuPower Water Jetter includes the following:

- Pelican Case (for safe storage of kit components)
- AccuPower swivel arm attachment (1)
- Hose Whip (1)
- Twin Jet Spray Bar (1)
- 100mm Lance with caps (1)
- 300mm Lance with caps (1)
- 8 Jets in the following sizes:
  - 0° Jets #.027 and .038 (4)
  - 15° Jets #.027 and .038 (4)
- Camera lens protector with 10 shields
- Blue Goop, oil-based thread lubricant
- Water Proof Caulk and Seal
- Hose and Reel Cage (including 30m - 60m of additional hose)
- Training Program with Certificate of Completion
- 3/32" Allen Wrench
- 3/8" Socket
- 7/8" x 9/16" (M9-HP9)
- HC-HF (fitting)
- 9/16" Adapter

## Choice of Nozzles Based On The Job



### THE ACCUPOWER® PACKAGE INCLUDES THREE HIGH PERFORMANCE NOZZLES FOR MAXIMUM CLEANING AND CUTTING POWER

#### 100mm Lance


The 100mm Lance is equipped with 0° and 15° jets for aggressive cutting and standard cleaning/cutting applications. Adjustable Lance Caps, ranging from 3mm to 30mm, are included for cutting multiple CIPP liner thicknesses.

#### 300mm Lance

The 300mm Lance also feature 0° or 15° jetter options and two CIPP caps. This nozzle is designed for removing CIPP in pipe sizes 500mm and up. It also comes in handy when you need to create distance between the debris and the camera.

#### Twin-Jet Spray Bar

The Twin-Jet Spray Bar attachment is used for removing debris from the bottom of the pipe without damaging its surface.



**PRECISE**  
**RUGGED**

## Tools & Accessories

Schwalm specialty tools play a vital role the robots performance.

Schwalm offers **vast selection of high-quality premium and standard tools**, optimally matched to the robot and the material being processed.

### RELATED ATTACHMENTS

- Milling Attachments - **for cutting and cleaning**
- Technical Brushes - **for debris removal**
- Compression plugs - **for faulty and blind connections**
- Angle Grinder - **for cutting metal and mineral obstacles**




## Keep Your Schwalm Work Ready!

With the **highly versatile** Schwalm robot, it's never been easier keep it in service in any pipe environments. Choose from a wide variety of available accessories to optimize your robot's performance.

### RELATED ACCESSORIES

- Air Motors and Extensions - high performance motors, and extended reach options available
- Robot Wheels - Customized for the pipe's conditions
- Digital Box - located at the back of the robots for quick change if needed





## Picote Robo Tools

**Picote Robo Tools** are exclusively available ONLY for Schwalm Robots. A specially designed air motor can be mounted on an existing Schwalm Talpa FSR 2060 Robot to operate the new tools. The air motor, developed by Schwalm Robotics GmbH, runs at max 1,500 rpm. Combine Picote's exclusive Robo Tools with the advanced Schwalm Robotic System to create a powerful and versatile solution for your job site.

### ROBO SMART CUTTER™

Take advantage of the fine-tuning power of the Robo Smart Cutter. Use the cutting ball and then follow up with this incredible attachment. Grind away seams, welding beads, and other inconsistencies in the pipe quickly and easily. Steering option included. Available sizes: DN150, DN200, DN250, DN300

### ROBO CYCLONE™

Descal pipe like never before with the Picote Premium Cyclone Chain. Mount the Robo Cyclone on a robot for efficient cleaning and grinding. Available sizes: DN150, DN200, DN250, DN300

### ROBO GRABBER™

Turn your robot into a retrieval device by adding the Robo Grabber. Remove items from hard-to-reach places. Reclaim a tool or item weighing up to 35 kg. Available sizes: Regular Grabber for DN100 or larger pipes.

### ROBO SMART SPIDER™

Descal fragile pipes with ease with your multi-use robot. Gentle on brass connections in water mains. Available sizes: DN150 and DN200



## Schwalm Mobile Robotics System Trailer

Ask about the Schwalm Mobile Robotics System Trailer that is **equipped with everything you need** to conduct full-scale inspecting, cleaning, and cutting operations!

*Base and custom-built models available.*

Existing CCTV System? Schwalm is completely compatible with all industry-leading CCTV equipment! This saves you money and reduces your capital equipment expenses.

Designed for ultimate efficiency, every Schwalm Trailer comes with these exclusive Schwalm components:

- Talpa FSR 2060 Robot
- Talpa FSR 1330 Robot
- 225kg Crane with Lighting
- 150m Air Hose Reel
- 200m Cable Reel
- Wash Down Tank for Cleaning Robots and Lens
- Comprehensive Control Unit
- Double Monitors
- Built-in Generator, Air-Compressor
- Solar Panels
- Built-in Joy Sticks (Desk Top)
- Optional PS4 Controls
- And Much More!

