



AccuPower®

VORTEX
europe

High-Pressure Water Jetter



Introducing the Vortex AccuPower® High-Pressure Water Jetter



The AccuPower delivers up to 2800 bar (40.000 psi) of ultra high power, water jetting performance for the most demanding pipe cleaning and cutting projects. **Powered by Schwalm**, AccuPower will clean, clear, and cut through obstructions with ease in pipes **ranging from DN200-1200 in diameter**.


INCLUDED IN THE BASE PACKAGE:

- Durable Pelican Case
- AccuPower Swivel Arm attachment
- Twin Jet Spray Bar
- 100mm Lance w/ caps
- 300mm Lance w/caps
- Four 0° Jets
- Four 15° Jets
- Hose Whip
- Camera Lens Protector w/shields
- Blue Goop, oil-based thread lubricant
- Water Proof Caulk & Seal (for face plates)
- Hose and Reel Cage
- 3/32" Allen Wrench
- 3/8" Socket
- 7/8" x 9/16" (M9-HP9)
- HC-HF (fitting)
- 9/16" Adapter



ASK ABOUT OUR ACCUPOWER PACKAGE UPGRADES

LEGENDARY SCHWALM VERSATILITY



It takes less than 10 minutes to turn your Schwalm Robot into a 2800 bar water jetter.


TURN YOUR SCHWALM 2060 INTO A 2800 BAR PRECISION CLEANING MACHINE IN MINUTES!

Not much stands in the way of AccuPower™ High-Pressure Water Jetter. It can clean, cut and slice through the toughest materials with ease.

- Concrete
- Wood
- Brick
- Steel rods
- Tree roots
- Tar
- Protruding pipes (any material)
- CIPP-lateral reinstatements
- CIPP and UV CIPP liner removal
- Tuberculation in Cast-iron pipe
- Rocks and dirt




CHOICE OF NOZZLES BASED ON THE JOB



THE ACCUPOWER PACKAGE INCLUDES 3 HIGH PERFORMANCE NOZZLES FOR MAXIMUM CLEANING AND CUTTING POWER


100mm Lance

The 100mm Lance is equipped with 0° and 15° jets for aggressive cutting and standard cleaning/cutting applications. Adjustable Lance Caps, ranging from 3mm to 30mm, are included for cutting multiple CIPP liner thicknesses.



300mm Lance

The 300mm Lance also feature 0° or 15° jetter options and two CIPP caps. This nozzle is designed for removing CIPP in pipe sizes 20" and up. It also comes in handy when you need to create distance between the debris and the camera.



Twin-Jet Spray Bar

The Twin-Jet Spray Bar attachment is used for removing debris from the bottom of the pipe without damaging its surface.

MINIMUM REQUIREMENTS



HIGH-PRESSURE WATER JETTER UNIT (NOT INCLUDED)

Requirements of the High-Pressure Water Jetter Unit

Pressure max.:	2800 bar (40K psi)
Flow max.:	22 l/min (7 gpm)
Hose fitting:	9/16 HP connection at the sewer rehab robot adapter

If you do not already own or rent a similar pump/trailer, contact your Vortex sales rep for a list of qualified dealers.